



IDC255 ICE DRINK DISPENSER



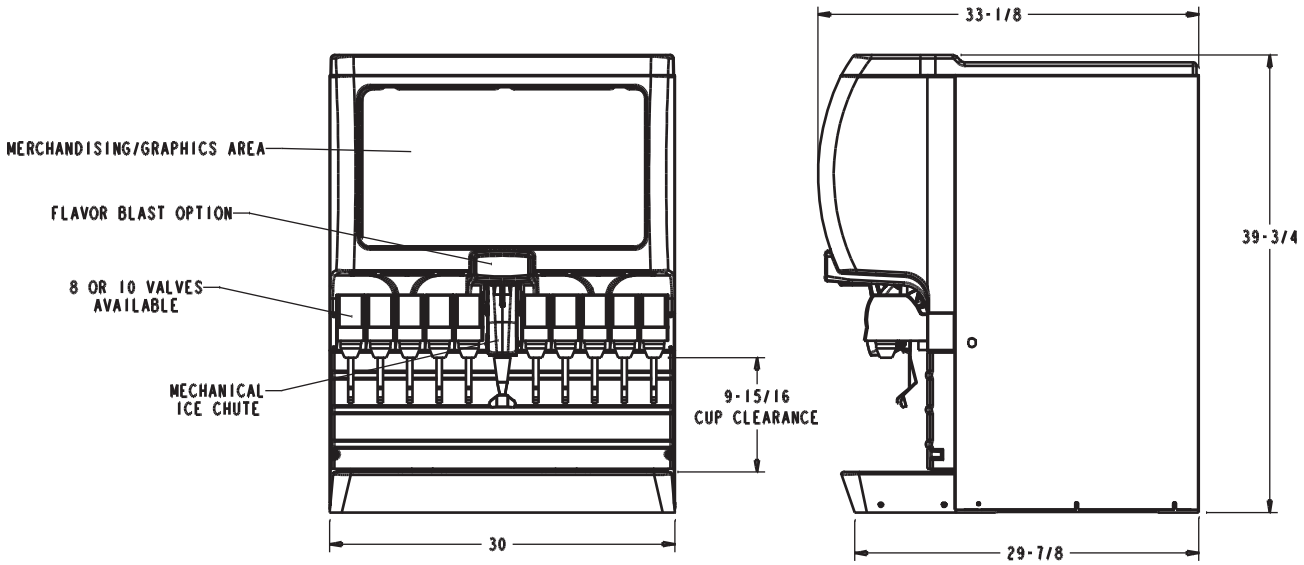
FEATURES:

- Delivers bottle-quality drinks every time with built-in cold carbonator
- Creates high-impact marketing messages delivered with illuminated merchandiser
- Quickly modifies marketing messages with simplified front graphic change out
- Automatically separates ice dispensed into cups from ice used to cool cold plate
- Reduces ice spillage with increased drip tray capacity
- Dispenses different ice types thanks to the contour of the hopper and geometry of the beverage dispenser
- Hopper is easy to clean and has the ability to dispense various ice types
- Readily accepts top-mounted ice makers with manual ice-fill capability
- Increased serviceability:
 - Requires only one electrical outlet
 - Easy front access to carbonator tank
 - Simple motor removal
- New and improved TotalFlex™ – easily changes from carbonated to non-carbonated

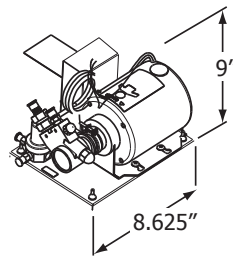


CG5042-0410

ICE & BEVERAGE





NOTE: PUMP & MOTOR ASSEMBLY
MUST BE POSITIONED WITHIN
8 FEET OF THE DISPENSER



TECHNICAL SPECIFICATIONS:

TYPE OF VALVES post-mix
 NUMBER OF VALVES 8 or 10
 BEVERAGE MANIFOLDING TotalFlex™
 CUP CLEARANCE 10"
 GRAPHIC DIMENSIONS (Template Available)
 ICE STORAGE CAPACITY 255 lb (115.7 kg)
 CONNECTIONS Water: 0.375" (9.5 mm)
 Syrup: 0.375" (9.5 mm)

DRAIN SIZE 0.75" (19.1 mm) pvc (npt)
 pipe or flexible tubing
 ELECTRICAL REQUIREMENTS 120 V / 60 Hz / 9.3 Amps
 SHIPPING WEIGHT 350 lb (150 kg)

AGENCY LISTINGS  
 City of Los Angeles

